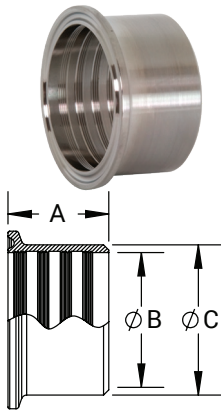


Clamp Fittings - Ferrules

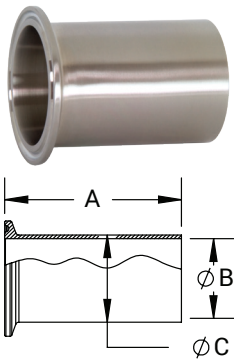
Roll-On Ferrules for Expanding - 14RMP



Tube O.D.	A (in)	B (in)	C (in)	304 Stainless Steel Part #	316L Stainless Steel Part #
1"	.75	1.01	1.16	14RMP-G100	14RMP-R100
1-1/2"	1.13	1.51	1.68	14RMP-G150	14RMP-R150
2"	1.31	2.01	2.19	14RMP-G200	14RMP-R200
2-1/2"	1.38	2.51	2.71	14RMP-G250	14RMP-R250
3"	1.44	3.01	3.22	14RMP-G300	14RMP-R300
4"	1.50	4.01	4.26	14RMP-G400	14RMP-R400
6"	2.00	6.01	6.26	14RMP-G600	---



Tank Ferrules (light duty) - 14WLMP

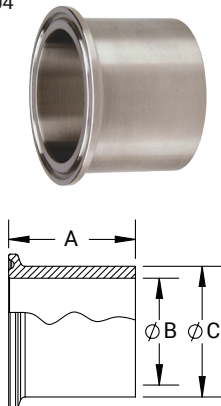


Tube O.D.	A (in)	B (in)	C (in)	304 Stainless Steel Part #	316L Stainless Steel Part #
1"	3.00	.87	1.00	14WLMP-G100	14WLMP-R100
1-1/2"	3.00	1.37	1.50	14WLMP-G150	14WLMP-R150
2"	3.00	1.87	2.00	14WLMP-G200	14WLMP-R200
2-1/2"	3.00	2.37	2.50	14WLMP-G250	14WLMP-R250
3"	4.00	2.87	3.00	14WLMP-G300	14WLMP-R300
4"	4.00	3.83	4.00	14WLMP-G400	14WLMP-R400
6"	6.00	5.78	6.00	14WLMP-G600	14WLMP-R600
8"	6.00	7.78	8.00	14WLMP-G800	14WLMP-R800
10"	6.00	9.76	10.00	---	14WLMP-R1000
12"	6.00	11.76	12.00	---	14WLMP-R1200

M



Tank Ferrules (heavy duty) - 14MPW



Tube O.D.	A (in)	B (in)	C (in)	316L Stainless Steel Part #
1/2"	1.63	.32	.50	14MPW-R50
3/4"	1.63	.57	.75	14MPW-R75
1"	1.63	.87	1.16	14MPW-R100
1-1/2"	1.63	1.37	1.68	14MPW-R150
2"	1.75	1.87	2.19	14MPW-R200
2-1/2"	1.75	2.37	2.71	14MPW-R250
3"	1.81	2.87	3.22	14MPW-R300
4"	2.13	3.83	4.26	14MPW-R400
6"	2.50	5.76	6.19	14MPW-R600
8"	2.50	7.76	8.19	14MPW-R800