


E-Series Hydraulic Couplings

Straight-Through Female Threaded Plugs

Body Size	Threads	Steel Part #	Brass Part #
1/8"	1/8" - 27 NPTF	E1F1	E1F1-B
1/4"	1/4" - 18 NPTF	E2F2	E2F2-B
	1/4" - 19 BSPP	---	E2BF2-B
3/8"	3/8" - 18 NPTF	E3F3	E3F3-B
	3/8" - 19 BSPP	---	E3BF3-B
1/2"	1/2" - 14 NPTF	E4F4	E4F4-B
	1/2" - 14 BSPP	---	E4BF4-B
3/4"	3/4" - 14 NPTF	E6F6	E6F6-B
	3/4" - 14 BSPP	---	E6BF6-B
1"	1" - 11-1/2 NPTF	E8F8	E8F8-B
	1" - 11 BSPP	---	E8BF8-B
1-1/4"	1-1/4" - 11-1/2 NPTF	E10F10	E10F10-B
1-1/2"	1-1/2" - 11-1/2 NPTF	E12F12	E12F12-B
2"	2" - 11-1/2 NPTF	E16F16	E16F16-B




steel



brass

Body Size	Threads	303 Stainless Steel Part #
1/8"	1/8" - 27 NPTF	E1F1-S
1/4"	1/4" - 18 NPTF	E2F2-S
3/8"	3/8" - 18 NPTF	E3F3-S
1/2"	1/2" - 14 NPTF	E4F4-S
3/4"	3/4" - 14 NPTF	E6F6-S
1"	1" - 11-1/2 NPTF	E8F8-S
1-1/4"	1-1/4" - 11-1/2 NPTF	E10F10-S
1-1/2"	1-1/2" - 11-1/2 NPTF	E12F12-S
2"	2" - 11-1/2 NPTF	E16F16-S



stainless steel




Straight-Through Male Threaded Plugs

Body Size	Threads	Steel Part #	Brass Part #
1/8"	1/8" - 27 NPTF	E1M1	E1M1-B
1/4"	1/4" - 18 NPTF	E2M2	E2M2-B
3/8"	3/8" - 18 NPTF	E3M3	E3M3-B
1/2"	1/2" - 14 NPTF	E4M4	E4M4-B
3/4"	3/4" - 14 NPTF	E6M6	E6M6-B
1"	1" - 11-1/2 NPTF	E8M8	E8M8-B
1-1/4"	1-1/4" - 11-1/4 NPTF	E10M10	E10M10-B
1-1/2"	1-1/2" - 11-1/2 NPTF	E12M12	E12M12-B
2"	2" - 11-1/2 NPTF	E16M16	E16M16-B



steel



brass

Body Size	Threads	303 Stainless Steel Part #
1/8"	1/8" - 27 NPTF	E1M1-S
1/4"	1/4" - 18 NPTF	E2M2-S
3/8"	3/8" - 18 NPTF	E3M3-S
1/2"	1/2" - 14 NPTF	E4M4-S
3/4"	3/4" - 14 NPTF	E6M6-S
1"	1" - 11-1/2 NPTF	E8M8-S



stainless steel