


## Holedall Coupling Machines

Rams securely attach Holedall couplings to hose. Five machines meet every hose service requirement.

Rams, are powerful finely engineered machines designed specifically to externally swage and internally expand Holedall couplings by hydraulic pressure. Since each ram generates all the hydraulic pressure required to attach the Holedall coupling, one person can easily operate the equipment.


### 15 Ton Ram



#### Features:

Specially designed ram for internally expanded couplings only. Bench mounted model (optional stand available), producing up to 10,000 PSI, for up to 15 tons of ram force. Capable of expanding 1" through 3" steel fittings and 5/8" through 4" brass Holedall Petroleum fittings. The motor is 1/2 h.p., 115 volt 60 cycle, single phase with foot pedal.


### 100 Ton Ram



#### Features:

Used for externally swaging Holedall fittings to hose from 1 1/4" through 10" ID. With optional accessories, this ram may be used for internally expanded couplings on hose from 1" through 6". This machine is capable of producing up to 100 tons of ram force. A 1-1/8 h.p., 115 volt, 60 cycle, single phase motor is standard with remote, (220/440 volt motors are available).


### 25 Ton Ram



#### Features:

Free standing model producing up to 10,000 PSI of line pressure for up to 25 tons of ram force. Capable of external swaging 1/4" through 4" ID hose and internal expanding 5/8" through 4" ID hose, with proper equipment. The motor is 1/2 h.p., 115 volt 60 cycle, single phase with foot pedal. High speed pump kit option is available.


### 350 Ton Ram



#### Features:

Used for externally swaging Holedall and Rotary fittings. This ram is capable of producing up to 354 tons of ram force for swaging. A 14" 150 lb. flange will fit through the bed plate. This ram has 36" of stroke. A 12.5 h.p., 230 volt, 60Hz, 3 phase motor is standard with remote.

### 50 Ton Ram



#### Features:

Bench mounted model (optional stand available), producing up to 10,000 PSI, for up to 50 tons of ram force. Capable of external swaging 1 1/4" through 6" ID hose and internal expanding 5/8" through 6" ID hose, with proper equipment. A 1-1/8 h.p., 115 volt, 60 cycle, single phase motor is standard with remote, (220/440 volt motors are available).



All Rams require dies of the proper size to reduce the ferrule to the proper diameter for a good grip on the hose. Pushers of the proper size must be used on the end of the Ram to push the Holedall fitting through the die. Die and pusher selection depends on the sizes and types of hoses being coupled. Ferrule recommendations and a Die Chart binder are available upon request. Consult your Dixon representative for specific details.